


# COOLMOULD

Uddeholm Coolmould

ASSAB 	UDDEHOLM <small>a voestalpine company</small>	REFERENCE STANDARD		
		AISI	Wnr.	JIS
ASSAB DF-3	ARNE	O1	1.2510	SKS 3
ASSAB XW-5	SVERKER 3	D6 (D3)	(1.2436)	(SKD 2)
ASSAB XW-10	RIGOR	A2	1.2363	SKD 12
ASSAB XW-42	SVERKER 21	D2	1.2379	SKD 11
CARMO	CARMO		1.2358	
CALMAX	CALMAX		1.2358	
VIKING	VIKING / CHIPPER		(1.2631)	
CALDIE	CALDIE			
ASSAB 88	SLEIPNER			
ASSAB PM 23 SUPERCLEAN	VANADIS 23 SUPERCLEAN	(M3:2)	1.3395	SKH 53
ASSAB PM 30 SUPERCLEAN	VANADIS 30 SUPERCLEAN	(M3:2 + Co)	1.3294	SKH 40
ASSAB PM 60 SUPERCLEAN	VANADIS 60 SUPERCLEAN		(1.3292)	
VANADIS 4 EXTRA SUPERCLEAN	VANADIS 4 EXTRA SUPERCLEAN			
VANADIS 6 SUPERCLEAN	VANADIS 6 SUPERCLEAN			
VANADIS 8 SUPERCLEAN	VANADIS 8 SUPERCLEAN			
VANADIS 10 SUPERCLEAN	VANADIS 10 SUPERCLEAN			
VANCRON 40 SUPERCLEAN	VANCRON 40 SUPERCLEAN			
ELMAX SUPERCLEAN	ELMAX SUPERCLEAN			
ASSAB 518		P20	1.2311	
ASSAB 618		(P20)	1.2738	
ASSAB 618 HH		(P20)	1.2738	
ASSAB 618 T		(P20)	(1.2738)	
ASSAB 718 SUPREME	IMPAX SUPREME	(P20)	1.2738	
ASSAB 718 HH	IMPAX HH	(P20)	1.2738	
NIMAX	NIMAX			
NIMAX ESR	NIMAX ESR			
VIDAR 1 ESR	VIDAR 1 ESR	H11	1.2343	SKD 6
UNIMAX	UNIMAX			
CORRAX	CORRAX			
ASSAB 2083		420	1.2083	SUS 420J2
STAVAX ESR	STAVAX ESR	(420)	(1.2083)	(SUS 420J2)
MIRRAX ESR	MIRRAX ESR	(420)		
MIRRAX 40	MIRRAX 40	(420)		
POLMAX	POLMAX	(420)	(1.2083)	(SUS 420J2)
RAMAX HH	RAMAX HH	(420 F)		
ROYALLOY	ROYALLOY	(420 F)		
COOLMOULD	COOLMOULD			
ALVAR 14	ALVAR 14		1.2714	SKT 4
ASSAB 2714			1.2714	SKT 4
ASSAB 2344		H13	1.2344	SKD 61
ASSAB 8407 2M	ORVAR 2M	H13	1.2344	SKD 61
ASSAB 8407 SUPREME	ORVAR SUPREME	H13 Premium	1.2344	SKD 61
DIEVAR	DIEVAR			
HOTVAR	HOTVAR			
QRO 90 SUPREME	QRO 90 SUPREME			
FORMVAR	FORMVAR			

( ) - modified grade

ASSAB is a trademark of voestalpine High Performance Metals Pacific Pte Ltd. The information contained herein is based on our present state of knowledge and is intended to provide general notes on our products and their uses. It should therefore not be construed as a warranty of specific properties of the products described or a warranty for fitness for a particular purpose. Each user of ASSAB products is responsible for making its own determination as to the suitability of ASSAB products and services.

Edition 20180219

20180219

## GENERAL

Coolmould is a high-strength beryllium copper mould alloy for plastics moulding applications. Its main properties include:

- High thermal conductivity
- Good corrosion resistance
- Good polishability
- Good wear resistance
- Good resistance to galling
- Good machinability
- High strength and hardness
- Excellent weldability

Typical analysis %	Be 1.9	Co + Ni 0.25	Cu Bal.
Delivery condition	Aged to ~40 HRC		
Colour code	Black/Gold		

Coolmould is widely used for injection moulding tools or as cores and inserts in steel moulds. When used in steel mould it effectively cools hot spots, reducing or eliminating the need for cooling channels.

Coolmould is available in wrought round and flat section, machined core pins and welding wire.

Coolmould's high thermal conductivity, 3 to 5 times better than steel, ensures uniform, rapid heat removal, minimising part distortion, warpage, poor replication of detail and similar defects. In many cases it can significantly reduce cycle times, even when used in a steel mould just for selected cores and inserts.

## APPLICATIONS

The special properties of Coolmould beryllium copper alloy make it a suitable mould/core/insert material for a wide variety of moulding situations but especially where a combination of high thermal conductivity, corrosion resistance and good polishability are needed.

- Blow moulds: pinch off, neck rings and handle inserts
- Injection mould: moulds, cores, inserts
- Injection nozzles and manifolds for hot runner systems

## PROPERTIES

### PHYSICAL DATA

Data at room and elevated temperatures.

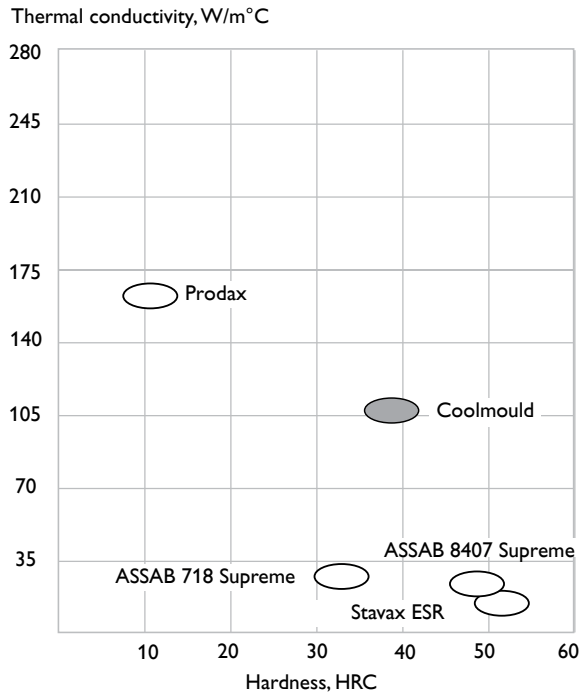
Temperature	20 °C	200 °C	300 °C
Density kg/m <sup>3</sup>	8 350	8 275	8 220
Modulus of elasticity N/mm <sup>2</sup>	131 100	124 100	103 400
Coefficient of thermal expansion per °C from 20 °C	-	17 x 10 <sup>-6</sup>	17.8 x 10 <sup>-6</sup>
Thermal conductivity W/m °C	105	145	155
Specific heat J/kg °C	380	480	535

### TENSILE STRENGTH AT ROOM TEMPERATURE

The tensile values are to be considered as approximate only.

Hardness	40 HRC
Tensile strength, R <sub>m</sub> N/mm <sup>2</sup>	1 280
Yield strength, R <sub>p0.2</sub> N/mm <sup>2</sup>	1 070
Elongation, A <sub>5</sub> %	6

## RELATION BETWEEN STRENGTH AND HEAT CONDUCTIVITY FOR DIFFERENT MOULD MATERIAL



Note: Increasing alloying content gives a higher strength, but a lower thermal conductivity.

However, this is only valid when comparing material within one material group i.e. steel must be compared with steel and copper with copper alloys.

## HEAT TREATMENT

Coolmould is delivered in the heat treated condition—additional heat treatment is not normally required.

## MACHINING

Coolmould has a good machinability and can be machined with conventional cutting tools. Perform machining wet to avoid breathing metal dust.

The cutting data, in following tables, are to be considered as guiding values which must be adapted to existing local conditions.

### TURNING

Cutting data parameter	Turning with carbide		Turning with high speed steel
	Rough turning	Fine turning	
Cutting speed ( $V_c$ ) m/min	270 – 300	300 – 370	60 – 90
Feed (f) mm/rev	0.3 – 0.6	≤ 0.3	≤ 0.3
Depth of cut ( $a_p$ ) mm	2 – 6	≤ 2	≤ 2
Carbide designation ISO	K20	K20	-

Use tools with generous positive rake angles

### MILLING

#### FACE AND SQUARE SHOULDER FACE MILLING

Cutting data parameter	Milling with carbide		Milling with high speed steel
	Rough milling	Fine milling	
Cutting speed ( $V_c$ ) m/min	100 – 150	150 - 200	45 - 60
Feed (f) mm/tooth	0.2 – 0.4	0.1 – 0.2	≤ 0.1
Depth of cut ( $a_p$ ) mm	2 – 5	≤ 2	≤ 2
Carbide designation ISO	K20	K20	-

Use tools with positive rake angles when milling with carbide

## END MILLING

Cutting data parameter	Type of milling		
	Solid carbide	Carbide indexable insert	High speed steel
Cutting speed ( $V_c$ ) m/min	80 – 100	150 - 200	45 - 60 <sup>1</sup>
Feed (f) mm/tooth	0.010 – 0.10 <sup>2</sup>	0.08 – 0.20 <sup>2</sup>	0.05 – 0.35 <sup>2</sup>
Carbide designation ISO	-	K20	-

<sup>1</sup> For coated HSS end mill an increased cutting speed of ~30% can be used

<sup>2</sup> Depending on radial depth of cut and cutter diameter

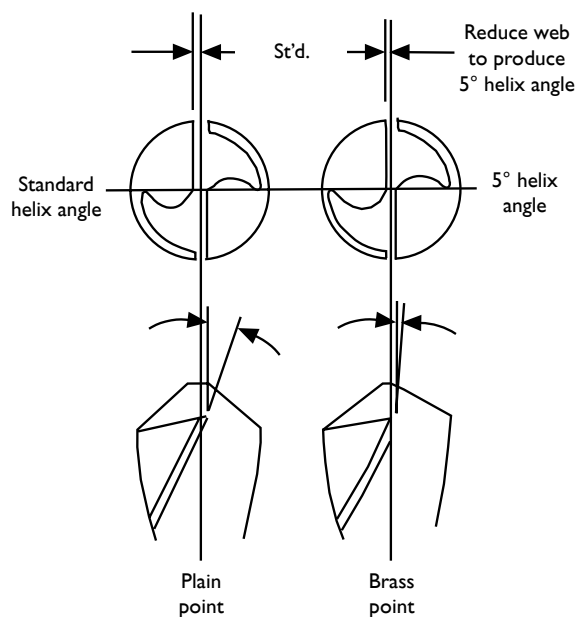
## DRILLING

### HIGH SPEED STEEL TWIST DRILL

Drill diameter mm	Cutting speed ( $V_c$ ) m/min	Feed (f) mm/rev
≤ 5	30 – 40	0.03 – 0.08
5 – 10	30 – 40	0.08 – 0.15
10 – 15	30 – 40	0.15 – 0.20
15 – 20	30 – 40	0.20 – 0.25

When drilling holes deeper than 1 x drill diameter use “Peckdrilling” and retract the drill after each 5 mm drilled depth.

Standard HSS drills can be used but for best performance the tip should be altered to a “brass point” according to the figure below.



## THREADING WITH TAP

When tapping Coolmould use taps with straight flutes. Use same kind of taps when tapping blind holes. Suitable cutting speed 6 – 8 m/min. Use cutting compound or cutting oil.

## GRINDING

Conventional grinding wheels can be used when grinding Coolmould. Surface grinding, use A 54 LV-type of wheels. Cylindrical grinding, use A 60 LV-type of wheels.

All grinding should be done wet to avoid breathing metal dust.

## SURFACE TREATMENTS

To enhance the surface properties of Coolmould, standard treatments can be applied.

Treatment	Benefits
Hard chrome	Wear resistance, corrosion resistance, hardness.
Electroless (chemical) Nickel	Hardness, wear resistance, surface release, corrosion resistance.
Electroless Nickel with Teflon	Hardness, wear resistance, surface release
PVD: Titanium Nitride Chromium Nitride	Superior wear resistance, surface release.

Note: Treatment temperature should not exceed 320°C

## ELECTRICAL DISCHARGE MACHINING — EDM

While Coolmould’s high thermal conductivity makes it slower to EDM than mould steel, EDM’ing presents no significant problem. Proper ventilation with an effective exhaust system is essential to prevent fumes in the air.

## WELDING

Coolmould can easily be welded if good care is taken and good welding practices are followed. The area to be welded should be thoroughly cleaned with a degreasing solvent. The always present oxidised layer should be removed using aggressive brushing, sand blasting or acid pickling immediately prior to the welding.

For best results TIG (GTAW) or MIG (GMAW) is recommended. Suitable welding consumables are available for welding Coolmould.

The weld and the surrounding area will show a lower hardness. If the strength of the weld is crucial, the whole part needs to be re-heat treated including solution annealing, quenching and age hardening. After such a treatment the weld will have the same strength as the base material.

For more information, contact your local ASSAB office.

Welding operations should be carried out using properly designed local exhaust ventilation to draw all fumes away from the operator and through an appropriate filter before venting outside of the work area.

## POLISHING

Coolmould has very good polishability and highly glossy surfaces are readily achievable. The following steps can serve as guidelines:

1. After grinding, pre-polish using successively finer grit stones ending with a 600 grit.
2. Polish with diamond paste grade 15 to obtain a dull satin looking surface.
3. Polish with a grade 6 diamond paste.
4. Polish with a grade 3 diamond paste.
5. If necessary, hand finish with a #1 grade diamond paste.

As in all polishing, work thoroughness and cleanliness are of utmost importance. In order to avoid overpolishing, or “orange peel” effect, do not polish longer than necessary to achieve an even looking surface.

## SAFE HANDLING

Coolmould is a copper-alloy with a content of ~2% Beryllium.

Make sure, during the machining of Coolmould, to avoid breathing metal dust fume or mist. Perform machining, grinding and polishing wet when possible. If dry operation is needed use ventilation to capture the dust.

Further information can be found in our “Material Safety Data Sheets”.


### Further information

For further information, i.e., steel selection, heat treatment, application and availability, please contact our ASSAB office nearest to you.

# ASSAB

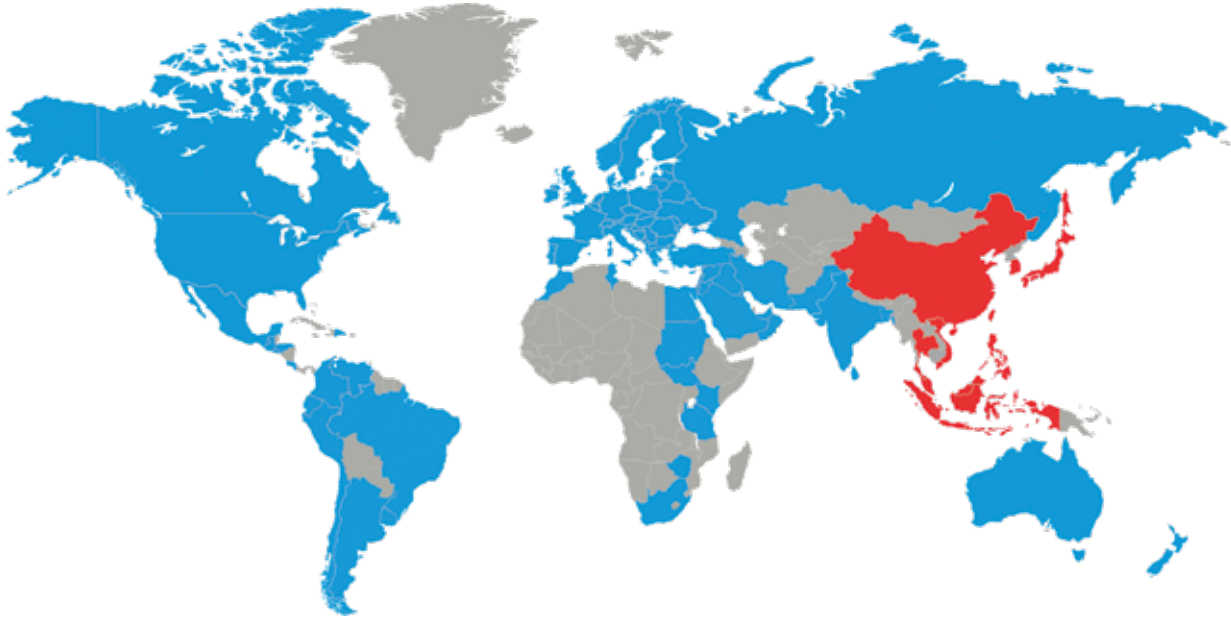
## SUPERIOR TOOLING SOLUTIONS

# A ONE-STOP SHOP



ASSAB is unmatched as a one-stop product and service provider that offers superior tooling solutions. In addition to the supply of tool steel and other special steel, our range of comprehensive value-added services, such as machining, heat treatment and coating services, span the entire supply chain to ensure convenience, accountability and optimal usage of steel for customers. We are committed to achieving solutions for our customers, with a constant eye on time-to-market and total tooling economy.





Choosing the right steel is of vital importance. ASSAB engineers and metallurgists are always ready to assist you in your choice of the optimum steel grade and the best treatment for each application. ASSAB not only supplies steel products with superior quality, we offer state-of-the-art machining, heat treatment and surface treatment services to enhance steel properties to meet your requirement in the shortest lead time. Using a holistic approach as a one-stop solution provider, we are more than just another tool steel supplier.

ASSAB and Uddeholm are present on every continent. This ensures you that high quality tool steel and local support are available wherever you are. Together we secure our position as the world's leading supplier of tooling materials.

For more information, please visit [www.assab.com](http://www.assab.com)